

Overview: Counselors should use the tool in their HIV prevention options counseling sessions, as appropriate, to help the participant see the pattern of her residual drug results and HIV protection levels over time. A copy should be printed and filed in each participant's chart.

Instructions:

- Residual drug results will be available for each participant who has previously returned rings.
- Reports are accessible on the Atlas website and should be updated in advance of each quarterly visit as follows:
 - For each individual ring result received, mark the appropriate place on the chart with an "X".
 - Quarterly results should also be documented in the boxes indicated (entered as 0, 1, 2, or 3).
- The notes section can be used to document the calendar month(s) when the ring was in use, holidays, or any other information that could be useful in helping the participant remember events or circumstances that might have contributed to the residual drug results that month.





Quarterly Result=____

Quarterly Result=____

High Protection



No Protection

									
									
									
									
Ring Use Period:	Enr-M1	M1-M2	M2-M3	M3-M4	M4-M5	M5-M6	M6-M7	M7-M8	M8-M9
Notes:									